

VENDITUM

RESIDENTIAL SALES

EST. 2004



Westerleigh


Bishopstone, SP5 4BW

Asking price £790,000



A beautifully presented property with indoor swimming pool and magnificent views over open countryside.

This lovely property was first built as a bungalow in the late 1960's of brick elevations under a tile roof. The original residence has been greatly extended, fully modernised and an indoor swimming pool has been added. The property has double glazing, oil fired central heating and cavity wall insulation, and is set in a lovely garden with superb views to the South. There is a large double garage with ample parking to the front.



Location

The property is located in the older part of Bishopstone in the heart of the Chalke Valley. The village has a pub, hall and church and there is a good local bus service to Salisbury 5 miles and Shaftesbury 15 miles. Broadchalke is 2 miles distant with its primary school, shop, pub, church, doctors' surgery and recreation ground. Bishopstone is surrounded by beautiful country with many lovely walks.

Directions

From Salisbury proceed out on the A354 Blandford Road. Turn right in Coombe Bissett for Broadchalke and after three miles you will reach Bishopstone. Turn left by the White Hart then turn right, then left over the little bridge and on to the crossroads. You will see Westerleigh in front of you on the left.

Reception Hall

Access to loft. Cloaks cupboard. Radiator. Door to side terrace.

Living Room 28'7" x 15'3" (8.73m x 4.67m)

A lovely room with superb views and sliding doors to the patio and rear garden. Flame effect electric fire. 3 radiators. Television aerial point.

Study 11'10" x 10'7" (3.63m x 3.24m)

Wood flooring, shelving, cupboard housing Grant boiler, storage cupboard with hot water tank, door to garage.

Kitchen/Breakfast Room 21'3" x 8'11" (6.48m x 2.74m)

Single drainer sink unit, range of base and drawer units, double oven, hob, barbecue, two fridges, dishwasher, wall cupboards, extractor fan, radiator.

Utility Room

Single drainer sink unit, cupboards, plumbing and drainage for washing machine, space for freezer, larder cupboard, doors to side.

Bedroom One 14'10" x 12'9" (4.53m x 3.89m)

Double wardrobe, radiator.

Dressing room with wardrobes.

En-Suite Bathroom - WC, wash basin and Jacuzzi bath.

Pool Room 31'0" x 18'11" (9.46m x 5.78m)

Heated kidney shaped pool with storage area, filter and heater unit with pump. Doors to garden.

Bedroom Two 12'9" x 11'9" (3.89m x 3.59m)

Range of wardrobes, radiator, wash basin.

Bedroom Three 12'11" x 8'10" (3.95m x 2.71m)

Double wardrobe, radiator.

Bathroom Two

Panelled bath, shower cubicle, wash basin, WC, cupboards, heated towel rail.

First Floor

Bedroom Four 14'10" x 12'11" (4.54m x 3.94m)

Shower Room

Shower cubicle, wash basin, WC, cupboards, heated towel rail.

Outside

Double Garage (5.77m x 5.44m)

2 up and over doors. Inspection pit. Power and light. Wash basin.

Ample parking and turning area to the front.

On the east side there is a small private patio with outside tap. The main garden lies behind the residence with patio, lawns, flower beds and a useful chalet/studio. There are outstanding views over open countryside to the south.

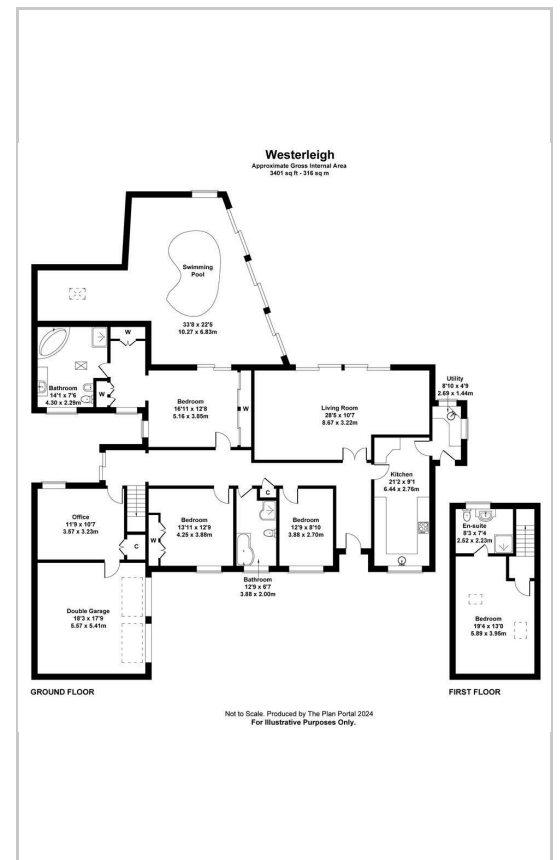
Services

Drainage to septic tank. Mains water and electricity.

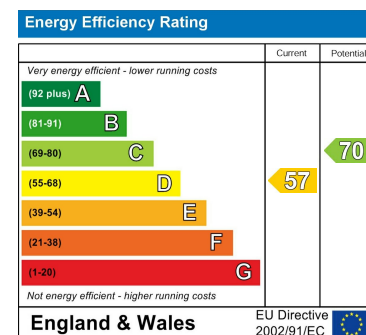
Area Map



Floor Plans



Energy Efficiency Graph



These particulars, whilst believed to be accurate are set out as a general outline only for guidance and do not constitute any part of an offer or contract. Intending purchasers should not rely on them as statements of representation of fact, but must satisfy themselves by inspection or otherwise as to their accuracy. No person in this firm's employment has the authority to make or give any representation or warranty in respect of the property.

St Mary's House Netherhampton Business Park, Salisbury, SP2 8PU

Tel: 01722 411151 Email: enquiries@venditum.co.uk <https://www.venditum.co.uk>